















## RESULTS OVERALL

Pos	Plate	Name Team	Nat EWS number	Stage Stage 6 Stage 11	Pos Pos Pos	Stage 2 Stage 7 Stage 12	Pos Pos Pos	Stage 3 Stage 8 Stage 13	Pos Pos Pos	Stage 4 Stage 9 Stage 14	Pos Pos Pos	Stage 5 Stage	Pos Pos	Penalties	Time	Gap
<b>1</b>	<b>1</b>	<b>VOUILLOZ Nicolas</b> Lapierre Overvolt Team	 FRA.1976.28504	0:02:34.36 0:03:54.99 0:02:50.20	3 2 2	0:02:48.86 0:03:03.23 0:02:09.27	4 4 5	0:02:06.43 0:03:03.83 0:03:09.15	5 4 2	0:03:07.43 0:02:48.68 0:03:38.60	3 8 2	0:03:36.09 <u>0:01:20.00</u>	4 1	0:00:05.00	<b>0:40:16.12</b>	
<b>2</b>	<b>2</b>	<b>MARRY Kevin</b> Lapierre Overvolt Team	 FRA.1998.33982	0:02:23.78 0:04:01.28 0:02:55.64	2 6 7	0:03:01.95 0:03:05.38 0:02:08.72	13 5 4	0:02:08.32 0:03:17.42 0:03:13.10	8 12 4	0:03:10.07 0:02:43.92 0:03:46.44	7 4 6	0:03:40.45 0:01:28.50	6 2	0:00:05.00	<b>0:41:09.97</b>	+0:00:53.85
<b>3</b>	<b>25</b>	<b>HILL Samuel</b> Chain Reaction Cycles	 AUS.1985.21775	0:04:10.54 0:03:59.30 <u>0:02:44.74</u>	22 5 1	0:02:47.78 <u>0:02:55.51</u> <u>0:02:00.77</u>	3 1 1	0:02:03.93 <u>0:02:58.18</u> <u>0:03:07.50</u>	2 1 1	0:03:07.47 <u>0:02:33.61</u> <u>0:03:30.86</u>	4 1 1	0:03:35.75 0:01:51.35	3 9		<b>0:41:27.29</b>	+0:01:11.17
<b>4</b>	<b>6</b>	<b>ROGGE Antoine</b> Lapierre Overvolt Team	 FRA.2002.37169	0:02:43.25 0:03:57.38 0:02:54.47	7 3 6	0:02:57.62 0:03:00.05 0:02:07.60	11 2 3	0:02:07.95 0:03:03.20 0:03:19.65	6 3 7	0:03:09.07 0:02:40.02 0:03:44.77	6 3 4	0:03:34.83 0:01:37.50	2 5	0:00:35.00	<b>0:41:32.36</b>	+0:01:16.24
<b>5</b>	<b>3</b>	<b>POMBO Emanuel</b> Miranda Factory Team	 POR.1987.22112	0:02:35.20 0:04:03.10 0:02:57.92	4 8 8	0:03:00.92 0:03:08.20 0:02:11.98	12 7 9	0:02:09.47 0:03:05.67 0:03:20.60	10 5 8	0:03:12.01 0:02:49.32 0:03:47.16	8 9 7	0:03:44.67 0:01:35.13	8 3		<b>0:41:41.35</b>	+0:01:25.23
<b>6</b>	<b>23</b>	<b>GRANT Kelan</b> Chain Reaction Cycles	 IRL.1993.21773	0:03:14.87 0:03:58.60 0:02:52.82	15 4 4	0:03:12.32 0:03:02.93 0:02:07.45	20 3 2	0:02:05.43 0:03:02.80 0:03:11.05	4 2 3	0:03:07.94 0:02:39.12 0:03:40.68	5 2 3	0:03:44.13 0:01:41.73	7 6	0:00:30.00	<b>0:42:11.87</b>	+0:01:55.75
<b>7</b>	<b>12</b>	<b>LADEIRA Tiago</b> Miranda Factory Team	 POR.2000.30395	0:02:37.24 0:04:02.44 0:02:58.19	5 7 9	0:02:56.52 0:03:05.82 0:02:11.48	8 6 7	0:02:09.00 0:03:06.22 0:03:20.66	9 6 9	0:03:19.28 0:02:44.24 0:03:47.21	16 5 8	0:03:49.73 0:01:36.35	10 4	0:00:30.00	<b>0:42:14.38</b>	+0:01:58.26

## RESULTS OVERALL

Pos	Plate	Name Team	Nat EWS number	Stage Stage 6 Stage 11	Pos Pos Pos	Stage 2 Stage 7 Stage 12	Pos Pos Pos	Stage 3 Stage 8 Stage 13	Pos Pos Pos	Stage 4 Stage 9 Stage 14	Pos Pos Pos	Stage 5 Stage	Pos Pos	Penalties	Time	Gap
<b>8</b>	15	<b>CARBALLO GONZALEZ Edgar</b> Orbea FOX Enduro Team	ESP.1988.30531	0:02:53.30	11	0:02:55.96	7	0:02:09.52	11	0:03:15.38	10	0:03:55.00	18	0:00:25.00	<b>0:42:47.77</b>	+0:02:31.65
				0:04:06.70	10	0:03:13.73	15	0:03:14.69	9	0:02:46.18	7	0:01:44.92	8			
				0:02:53.62	5	0:02:10.00	6	0:03:16.00	5	0:03:47.77	9					
<b>9</b>	8	<b>BROOKES Martyn</b>	GBR.1987.23008	0:02:38.47	6	0:03:03.05	14	0:02:13.91	14	0:03:19.70	17	0:03:51.72	13		<b>0:43:04.33</b>	+0:02:48.21
				0:04:15.36	15	0:03:09.75	10	0:03:15.72	10	0:02:52.88	10	0:01:51.96	10			
				0:02:58.36	10	0:02:15.57	10	0:03:22.20	11	0:03:55.68	13					
<b>10</b>	14	<b>BATISTA Levy</b> Tribe Rocky MTN POWERPLAY	FRA.1990.21430	0:02:50.77	9	0:02:57.40	10	0:02:14.82	15	0:03:16.55	11	0:03:49.97	11		<b>0:43:38.54</b>	+0:03:22.42
				0:04:11.33	13	0:03:08.34	8	0:03:19.85	13	0:02:54.23	13	0:02:19.17	14			
				0:03:03.92	11	0:02:19.88	13	0:03:20.73	10	0:03:51.58	10					
<b>11</b>	5	<b>CURE Alexandre</b>	FRA.1993.21675	<u>0:02:20.99</u>	<u>1</u>	0:03:06.77	19	0:02:12.55	12	0:03:23.53	19	0:03:53.65	16		<b>0:44:10.24</b>	+0:03:54.12
				0:04:10.77	11	0:03:11.67	13	0:03:15.90	11	0:02:53.62	12	0:02:10.08	11			
				0:03:06.32	13	0:02:17.05	11	0:03:39.92	16	0:04:27.42	18					
<b>12</b>	22	<b>NEER Shawn</b> Yeti / Fox Factory Team	USA.1991.21712	0:03:38.10	18	0:02:54.43	6	0:02:13.05	13	0:03:18.33	15	0:03:50.45	12		<b>0:44:14.89</b>	+0:03:58.77
				0:04:05.37	9	0:03:10.46	11	0:03:11.88	8	0:02:53.05	11	0:02:53.85	16			
				0:02:52.20	3	0:02:11.71	8	0:03:16.48	6	0:03:45.53	5					
<b>13</b>	9	<b>WILLIAMS Robert</b>	GBR.1990.22515	0:03:16.80	16	0:03:15.88	21	0:02:22.00	21	0:03:25.65	20	0:03:54.40	17		<b>0:45:19.40</b>	+0:05:03.28
				0:04:27.45	17	0:03:16.70	17	0:03:24.88	15	0:02:58.55	14	0:02:10.30	12			
				0:03:07.87	14	0:02:20.23	14	0:03:24.80	12	0:03:53.89	12					

## RESULTS OVERALL

Pos	Plate	Name Team	Nat EWS number	Stage Stage 6 Stage 11	Pos Pos Pos	Stage 2 Stage 7 Stage 12	Pos Pos Pos	Stage 3 Stage 8 Stage 13	Pos Pos Pos	Stage 4 Stage 9 Stage 14	Pos Pos Pos	Stage 5 Stage	Pos Pos	Penalties	Time	Gap
<b>14</b>	20	<b>HUTCHENS Chris</b>	 GBR.1989.22999	0:03:41.47 0:04:12.50 0:03:04.50	19 14 12	0:03:04.55 0:03:15.73 0:02:19.83	18 16 12	0:02:15.97 0:03:25.22 0:03:32.43	17 16 13	0:03:18.00 0:03:15.93 0:03:52.29	14 19 11	0:03:49.01 0:02:12.78	9 13		<b>0:45:20.21</b>	+0:05:04.09
<b>15</b>	26	<b>PAGE Nigel</b> Chain Reaction Cycles	 GBR.1972.23282	0:03:21.48 0:04:28.05 0:03:07.97	17 18 15	0:03:03.75 0:03:21.10 0:02:23.02	17 18 15	0:02:19.35 0:03:24.10 0:03:34.67	19 14 14	0:03:39.55 0:03:05.54 0:04:04.94	22 16 15	0:04:09.91 0:02:28.70	21 15	0:00:15.00	<b>0:46:47.13</b>	+0:06:31.01
<b>16</b>	19	<b>REIS Nuno</b> Miranda Factory Team	 POR.2003.36760	0:03:14.75 0:04:18.20 0:03:18.57	14 16 18	0:03:03.12 0:03:12.18 0:02:23.62	15 14 16	0:02:20.12 0:04:21.98 0:03:40.54	20 20 17	0:03:20.87 0:03:15.57 0:03:56.05	18 18 14	0:03:51.82 0:05:11.75	14 19		<b>0:49:29.14</b>	+0:09:13.02
<b>17</b>	28	<b>PAYNE Richard</b>	 GBR.1989.22999	0:05:02.17 0:04:38.77 0:03:17.08	23 20 17	0:03:16.33 0:03:30.13 0:02:29.48	22 20 18	0:02:27.25 0:03:34.93 0:03:41.02	23 19 18	0:03:36.71 0:03:07.45 0:04:14.22	21 17 17	0:04:13.12 0:03:10.70	22 17		<b>0:50:19.36</b>	+0:10:03.24
<b>18</b>	21	<b>GRAVES Jared</b> Yeti / OneUp PRO Team	 AUS.1982.21740	0:03:42.35 0:04:31.28 0:03:17.05	20 19 16	0:03:22.25 0:03:24.84 0:02:25.70	23 19 17	0:02:24.89 0:03:28.32 0:03:34.67	22 17 14	0:03:42.57 0:04:55.32 0:04:08.84	23 20 16	0:04:13.49 0:03:10.93	23 18		<b>0:50:22.50</b>	+0:10:06.38
<b>DNF</b>	17	<b>RUFFRAY Mathieu</b> Team Cycles Peugeot	 FRA.1997.22634	0:02:54.22	12	0:02:47.15	2	0:02:08.00	7	0:03:05.55	2	0:03:37.69	5			
<b>DNF</b>	27	<b>WARNER Robert</b>	 GBR.1989.22999	0:07:27.12 0:05:14.15	24 21	0:03:28.53 0:03:53.40	24 21	0:02:34.53	24	0:03:59.32	24	0:04:49.75	24			

## RESULTS OVERALL

Pos	Plate	Name Team	Nat EWS number	Stage Stage 6 Stage 11	Pos Pos Pos	Stage 2 Stage 7 Stage 12	Pos Pos Pos	Stage 3 Stage 8 Stage 13	Pos Pos Pos	Stage 4 Stage 9 Stage 14	Pos Pos Pos	Stage 5 Stage	Pos Pos	Penalties	Time	Gap
-----	-------	--------------	-------------------	------------------------------	-------------------	--------------------------------	-------------------	--------------------------------	-------------------	--------------------------------	-------------------	------------------	------------	-----------	------	-----

### MEN

DNF	24	HALE Ant	GBR.1994.35957	0:04:05.68	21	0:02:56.89	9	0:02:15.48	16	0:03:14.80	9	0:03:58.65	20			
DNF	4	PONTAL Yannick Team Cycles Peugeot	FRA.1985.22511	0:02:47.04 <u>0:03:54.37</u> 0:03:23.87	8 1 19	0:02:51.49 0:03:09.00	5 9	0:02:04.58 0:03:11.66	3 7	0:03:17.82 0:02:46.16	13 6	0:03:52.80 0:01:42.08	15 7			
DNF	7	WILSON Reece	GBR.1996.31092	0:02:52.57 0:07:52.72	10 22	<u>0:02:46.02</u>	1	<u>0:02:03.51</u>	1	<u>0:03:02.94</u>	1	<u>0:03:26.88</u>	1			
DNF	16	NICOLAI Florian	FRA.1993.21749	0:02:55.30 0:04:11.27	13 12	0:03:03.70 0:03:10.95	16 12	0:02:19.03 0:03:28.37	18 18	0:03:17.75 0:02:59.83	12 15	0:03:56.07	19			

### WOMEN

1	43	MOSELEY Tracy	GBR.1979.25886	<u>0:03:31.25</u> <u>0:04:31.70</u> <u>0:03:15.70</u>	1 1 1	<u>0:03:16.72</u> <u>0:03:25.00</u> <u>0:02:23.80</u>	1 1 1	<u>0:02:21.82</u> <u>0:03:32.78</u> <u>0:03:33.73</u>	1 1 1	<u>0:03:34.52</u> <u>0:03:04.23</u> <u>0:04:06.56</u>	1 1 1	<u>0:04:04.87</u> <u>0:02:27.89</u>	1 1		<b>0:47:10.57</b>	
2	41	CHARLES Laura Orbea FOX Enduro Team	FRA.1995.23500	0:03:51.55 0:04:45.97 0:03:41.15	2 2 2	0:03:32.14 0:03:38.23 0:02:43.23	2 2 2	0:02:42.23 0:03:44.77 0:03:55.55	2 2 2	0:03:56.48 0:03:25.23 0:04:19.80	2 2 2	0:04:23.98 0:02:33.63	2 2		<b>0:51:13.94</b>	+0:04:03.37
DNS	44	JONNIER Morgane Team Cycles Peugeot	FRA.1990.22559													

## RESULTS OVERALL

### Penalties details

Plate	Name	Penalty	Description	Location
1	<b>VOUILLOZ Nicolas</b>	00:00:05	Late at check point	Loop 3 Start
2	<b>MARRY Kevin</b>	00:00:05	Late at check point	Loop 3 Start
6	<b>ROGGE Antoine</b>	00:00:10	Late at check point	S13 Check In
6	<b>ROGGE Antoine</b>	00:00:25	Late at check point	S14 Check In
12	<b>LADEIRA Tiago</b>	00:00:30	Missed check point	S10 Check In
15	<b>CARBALLO GONZALEZ</b>	00:00:25	Late at check point	S2 Check In
23	<b>GRANT Kelan</b>	00:00:30	Missed check point	S6 Check In
26	<b>PAGE Nigel</b>	00:00:05	Late at check point	S1 Check In
26	<b>PAGE Nigel</b>	00:00:10	Late at check point	S12 Check In

### Statistics

Entries / Nations	Finished	DNF	DSQ	DNS	Weather	Temperature	Distance	Elevation
27 / 7	20	6	0	1	Rain showers, moderate breeze	14 °C	56.7 km	+3450 m

DNF: did not finish · DNS: did not start · DSQ: disqualified